

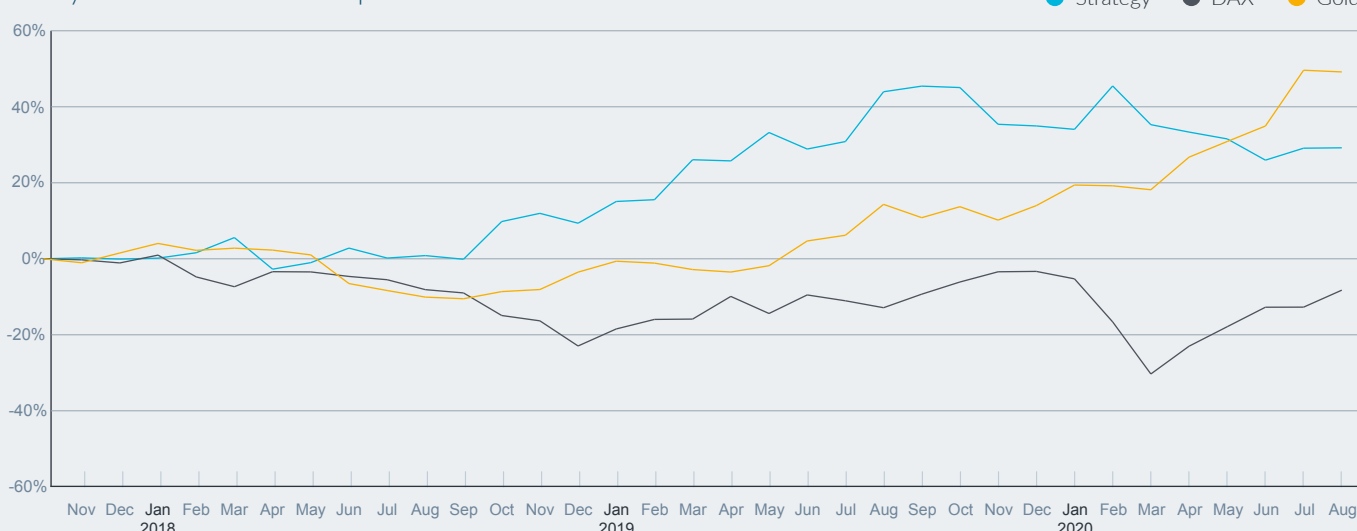
Performance Comparison

● Strategy ● DAX ● Gold

YTD			One-year rolling return			Since Strategy Inception		
-3.50%	-5.11%	31.64%	-9.29%	5.28%	31.27%	29.37%	-9.22%	50.08%

Monthly Performance Since Inception

● Strategy ● DAX ● Gold



Monthly Performance

YEAR	Jan	Feb	Mar	Apr	May	Jun	Jul	Aug	Sep	Oct	Nov	Dec	YTD
2017											0.25%	-0.32%	-0.07%
2018	0.28%	1.42%	3.92%	-7.87%	1.77%	2.87%	-2.55%	0.65%	-0.95%	9.93%	1.96%	-2.32%	8.43%
2019	5.23%	0.40%	9.10%	-0.24%	5.94%	-3.26%	1.52%	10.02%	1.03%	-0.26%	-6.42%	-0.32%	23.72%
2020	-0.66%	8.52%	-7.00%	-1.44%	-1.35%	-3.61%	2.50%	0.20%					-3.50%

*Performance fee is not included in the calculation of the above listed monthly results.

Return Statistics

Since Inception	29.37%
Annualised Performance	9.51%
YTD	-3.50%
One-Year Rolling Return	-9.29%
Average Monthly Return	0.76%
Highest Monthly Return	10.02%
Lowest Monthly Return	-7.87%

Risk Statistics

Annual Standard Deviation	15.12%
Monthly Standard Deviation	4.36%
Maximum Drawdown	-17.71%
Maximum Off-Peak Time	13 Months
% of Positive Months	55.88%
Sharpe Ratio	0.44%
CAGR (y)	6.62%


Strategy Facts

Name	JFD GLOBAL DYNAMIC
Structure	Managed Account
Trading Style	Day- & Swingtrading
Available Base Currencies	EUR, USD
Asset Categories	FX & CFDs
Subscription / Redemption	Daily
Net Asset Value	Real Time
Inception Date	01-11-2017
Suggested Holding Period	At least 1 year

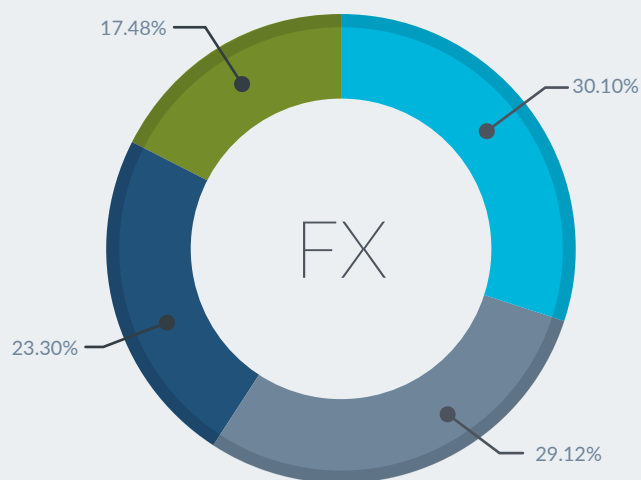
General Information

Minimum investment	5,000 EUR
Subscription Fee	0.00
Management Fee	2.00%
Performance Fee	20% (High-Water Mark)
Applicable Investors	Individuals, Institutional Investors
Investment Manager	JFD
Custodian Banks	Barclays UK
Benchmark	DAX, Gold

Asset Allocation

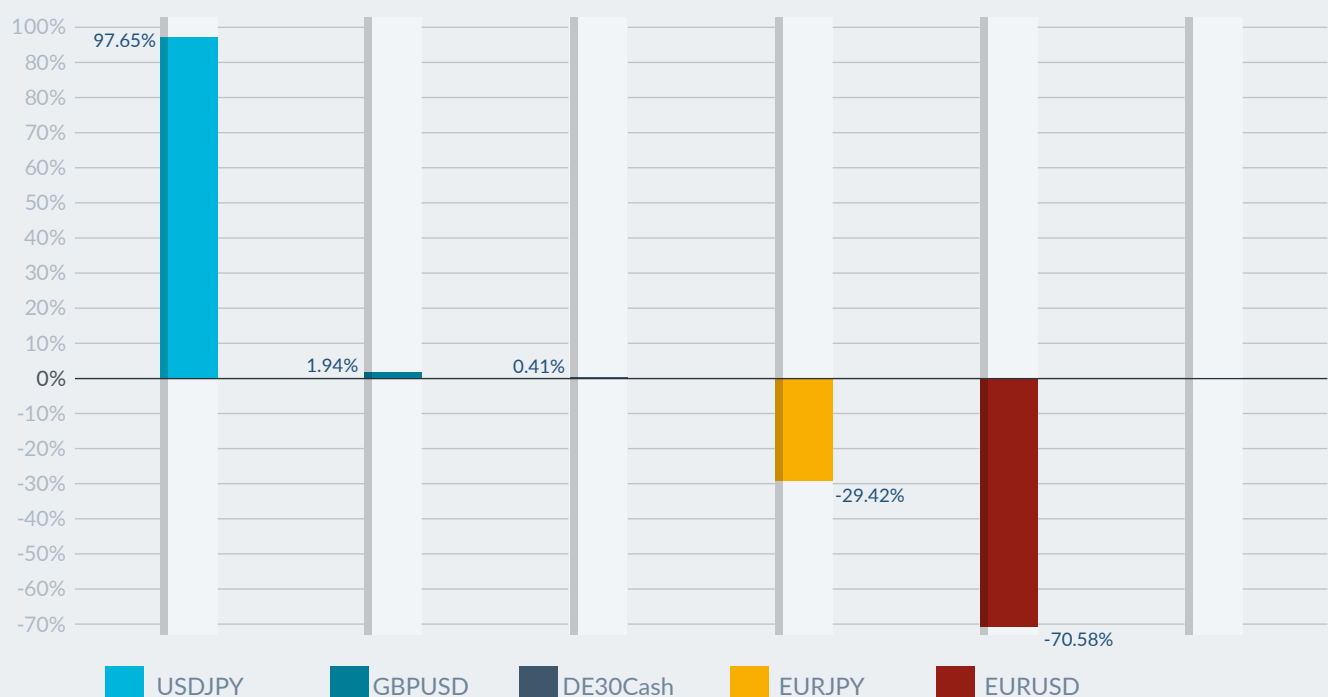


DE30Cash



EURJPY
EURUSD
GBPUSD
USDJPY

Performance Attribution



USDJPY GBPUSD DE30Cash EURJPY EURUSD

CONTACT

JFD Group Ltd
Kakos Premier Tower
Kyrillou Loukareos 70
4156 Limassol, Cyprus

TEL: +357 25 878530
FAX: +357 25 763540
E-MAIL: info@jfdbank.com
WEB: www.jfdbank.com

CFDs are complex instruments and come with a high risk of losing money rapidly due to leverage. The client should consider whether he understands how CFDs work and whether he can afford to take the high risk of losing his money. Information of the previous performance of a financial instrument does not guarantee its current and/or future performance. No representation or guarantee is made that any account will or is likely to achieve profits or losses similar to those shown. There are sharp differences between hypothetical performance results and the actual results subsequently achieved by any particular trading strategy and/or investment product. JFD does not warrant the initial capital of the client's portfolio or its value at any time or any money invested in any financial instrument. The client should completely acknowledge and accept that he/she is exposed to a great risk of incurring losses and damages. The client, therefore, accepts and confirms that he/she is prepared to take on this risk. The client recognises and accepts that there may be other risks which are not mentioned above. The client further understands and confirms that it is solely his choice to engage with the particular trading strategy and/or investment and such decision and engagement with any consequences following therefrom are his sole responsibility. The client should take the risk that the undertaken trades in specific financial instruments may be or become conditional on tax and/or any other duty and the company does not guarantee that there will be no outstanding tax and/or any other stamp duty incurred. The client should be accountable for any taxes and/or any other duty which may accumulate in respect of the executed trades.